



ELISE R

ELISE R

Elise R is a robust reception chair featuring a tubular steel frame and slimline upholstery, creating the perfect combination of comfort and practicality.

Standard Features

- CMHR foam
 - Tubular steel frame
 - Round edged upholstered seat and back
-

Optional Features

- Two tone upholstery
-



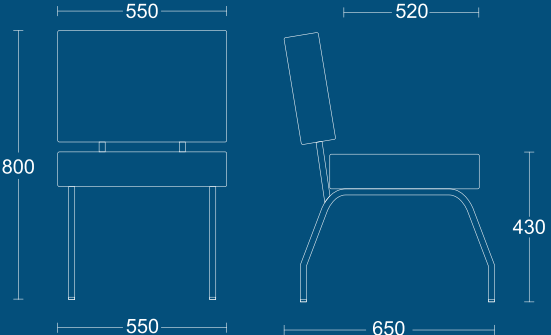
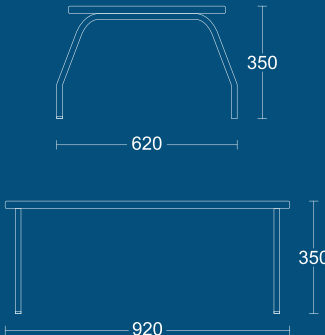


ELISE R- E87RT / COMPLEMENTARY RECTANGULAR TABLE



ELISE R - ER85 / TWO TONE

ELISE R

	<p>ER85</p> <p>Reception chair with round edged upholstered seat and back.</p>	<p>DIMENSIONS</p> <p>WIDTH 550mm</p> <p>DEPTH 650mm</p> <p>SEAT HEIGHT 430mm</p> <p>OVERALL HEIGHT 800mm</p>		<p>E87RT</p> <p>Complementary rectangular table.</p>	<p>DIMENSIONS</p> <p>WIDTH 920mm</p> <p>DEPTH 620mm</p> <p>OVERALL HEIGHT 350mm</p>
					

PSI Seating Limited

Parkside Mill
Walter Street
Blackburn
Lancashire
BB1 1TL

Telephone: **01254 673400**

Fax: **01254 665571**

Email: sales@psiseating.co.uk

www.psiseating.co.uk

[f /psiseating](https://www.facebook.com/psiseating)
[@psiseating](https://twitter.com/psiseating)
[+ /+psiseating](https://www.google.com/+psiseating)
[/psiseating](https://www.instagram.com/psiseating)



Certificate Number 12877
ISO 9001